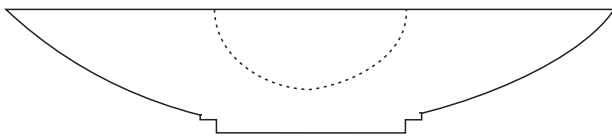


WOOD FOR THE COLOURING ELECTIVES IN TRAINING

Colouring is an elective module of Stages 2, 3 and 4 of the National Certificate in Woodturning courses. In each stage different techniques are taught, but the same basic wood form can be used throughout as an experimental palette. This same form can be continued to be a finished article if required.

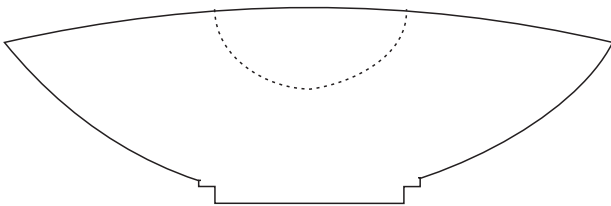
For all Stages plain, tight-grained, pale wood is preferred. For one item in Stage 2 a wood with a coarse (open) grain such as ash or oak is recommended.

Diameter 150 to 200mm. Keep the spigot on so the wood can be returned to the lathe for re-use or finishing.



Model A

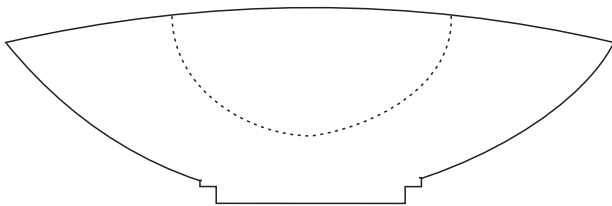
Flat face and wide rim good for most Stage 2 projects.



Model B

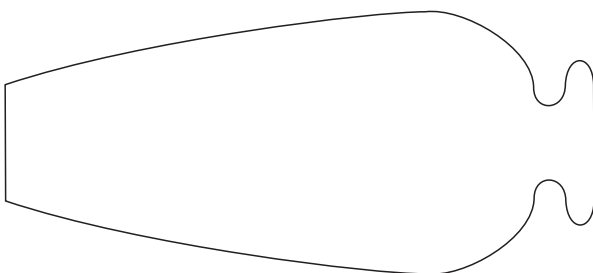
A curved face will be better for most Stage 3 projects.

This size and shape is also good for Stage 4.



Model C

A wider and deeper bowl is needed for application of foils in Stage 3



A small hollow form is useful for Stage 4. Keep it slim and not more than about 220mm high.

It needs a slim holding peg, like a nail, top and bottom so that it can move like a rolling pin.

If it is hollowed before the course, then ensure that the open top is firmly plugged.