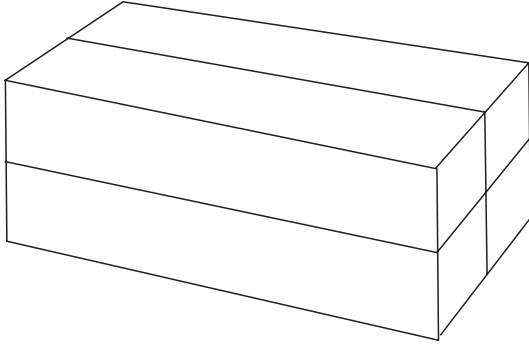


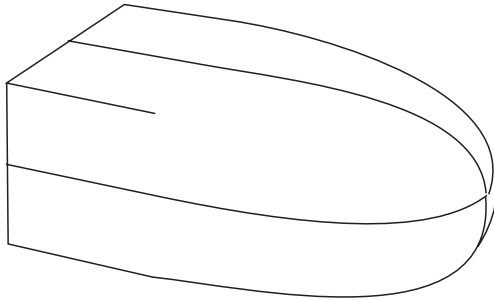


Inside-Out Turning

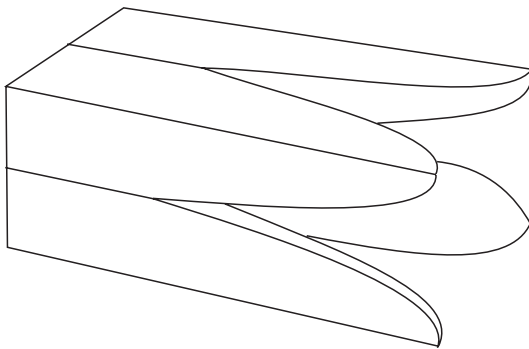
This project shows a simple flower shape being made. A huge variety of other shapes can be made using this style of turning.



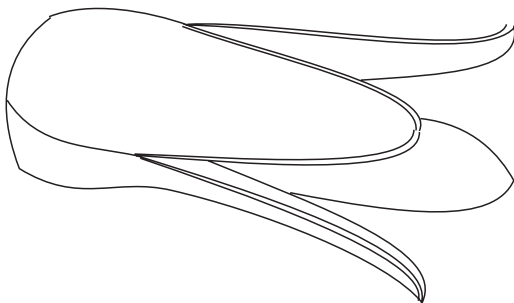
Dress four lengths of wood so that they have a square cross section. Glue them together with paper joints.



Mount this block on the lathe so that you can turn it to the shape shown. Sand and finish the surfaces that have been turned.



Break the paper joints apart and reglue the blocks with permanent glue in the form shown.



Put this glued block back on the lathe and turn the outside of the flower petals, including around the base. Sand and finish.