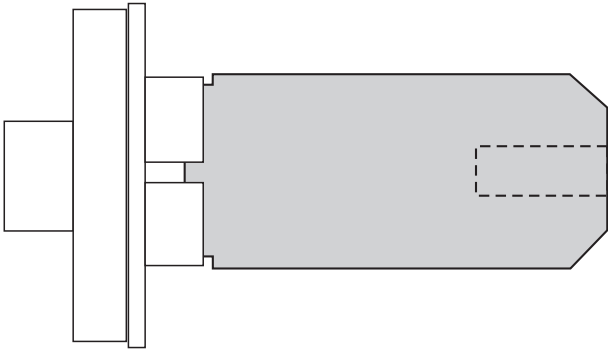
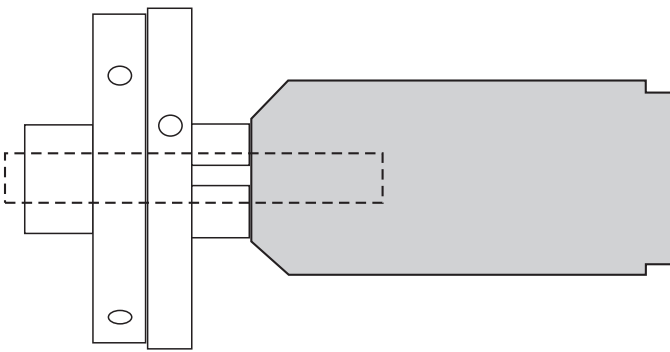




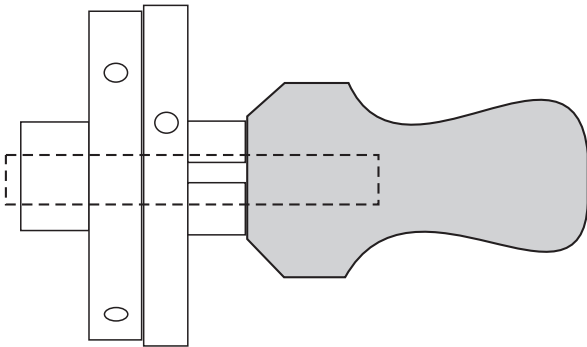
BOTTLE STOPPER



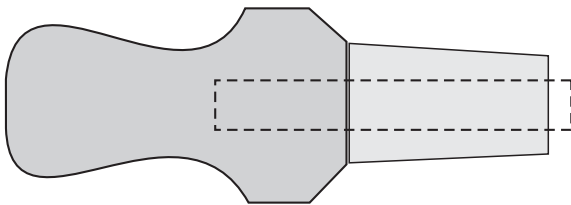
Mount a 85mm x 40mm x 40mm block by the corners in a 50mm chuck. Drill a 10mm hole 20mm into the end. Chamfer the corners on that end then dress and finish the entire end surface.



Glue a 55mm length of 10mm dowel into the hole. When the glue is set remount the piece in a small-jawed chuck.



Turn the wood to the bottle-stopper shape of your choice. Sand and finish the entire surface.



Glue a pre-drilled cork onto the dowel. Trim off the end of the dowel and sand that surface.

