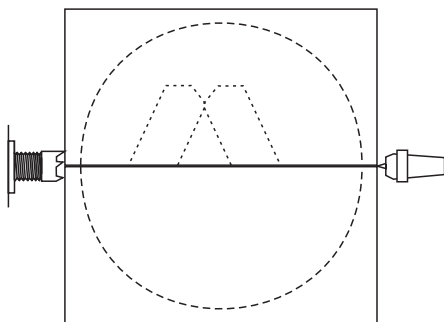
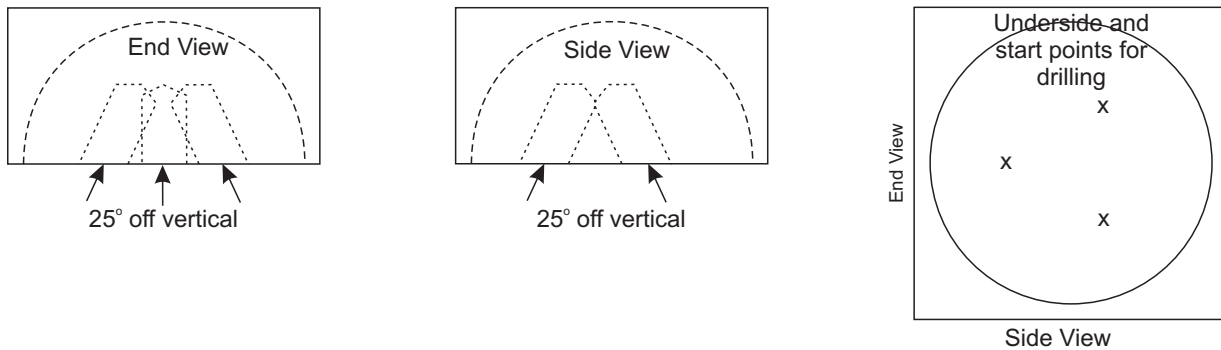
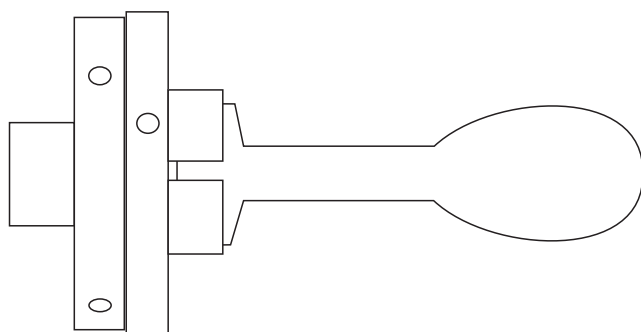


## THREE FOOT MASSAGER

For the body use a piece 55mm wide and 35mm thick with a length of 55mm or more depending on whether you wish to turn this between centres or held in a chuck. Drill one side of this block as detailed below. Each hole is 10mm diameter and 15mm deep on the shortest side of the hole.



Use a paper joint to glue the body block to another block of the same size (or the body for a second Three Foot Massager). Mount this between centres and turn to shape. Sand and hand finish the ends. Separate the two blocks.



Assemble the massager, decorate it, and apply a finish.

For the three legs use pieces 25 x 25 x 85mm held in a scroll chuck. Turn these to the shape shown. The shaft of the leg needs to be 10mm diameter. Part or saw off to a total length of 65mm.

