

# TURNING TALK

## Newsletter of the South Auckland Woodturners Guild

---

---

Number 131 : February 2005

---

---

### Every Month

#### Rain Hail or Shine

**Every Monday** afternoon 12:30 to about 3:00 the doors are open, kettle hot, and lathes turning. All club members are welcome to turn wood, drink coffee, stand and talk, just stand and look. If Monday is a holiday, come on Tuesday.

**Wednesday Evenings**, even during school holidays, the doors open at 5:00 for anyone who wants to be there. Turn some wood, solve a problem, share a story.

**First Saturday** every month is Upskills Day. Doors open 8:30am. Every turner can improve their skills, or help others to improve.

**Second Saturday** every month is Working Bee. Doors open 8:30am. There are always cleaning and repairs to be done. Your chance to put a bit back into the club.

**Third Saturday** every month at 1:00 is Ornamental Turners. Learn and share in this precision art.

### AGM Notice

In preparation for the Guild AGM in May the following deadlines are advised:

Life Membership nominations must reach the Guild Secretary by the first week of March.

Notices of Motion to be put to the AGM must be advertised in the March issue of this newsletter.

**Guild Correspondence to:** 4/4 William Ave., Greenlane, Auckland. email [cheers@slingshot.co.nz](mailto:cheers@slingshot.co.nz)

President:	Terry Scott	297-7051
Vice President:	Dave Harmes	579-8722
Secretary:	Mike Clausen	525-3586
Editor:	Dick Veitch	298-5775
Treasurer:	Cathy Langley	630-2091
Committee:	Len Bacon, Mac Duane, Bill Hartley, Rex Haslip, Terry Meekan, Colin Mitchell, Brian Petterson, Les Sivewright	

**Newsletter contributions to:** 48 Manse Rd., Papakura.  
Or [dveitch@kiwilink.co.nz](mailto:dveitch@kiwilink.co.nz) or fax 298-5775

**Our Website is [www.sawg.org.nz](http://www.sawg.org.nz)**

### Subscriptions Due

**Your 2005 subscription is now due.**

Please pay this to the Treasurer and return the paper that was with your December newsletter, or get another form from the Treasurer.

### Coming Events

Thames Society of Arts Summer Exhibition, 17 February to 6 March 2005

Neil Scobie full day demo at SAWG, 26 February 2005

Entries close for Royal Easter Show, 18 February 2005

Collaborationz. At Whangarei, 4 to 12 March 2005

John Lister full day demo at SAWG, 19 March 2005

Royal Easter Show, 24 to 29 March 2005

Timber and Working With Wood Show, Auckland, 8 to 10 April 2005

Turangi Jamboree, 23 and 24 April 2005

Taranaki Woodcraft Festival, 3 to 5 June 2005

Woodcut Open Day, 2 July 2005

Treeworkx Open Day, 10 July 2005

National Woodskills Festival, Kawerau, 9 to 11 September 2005

NAW Woodskills Symposium hosted by Christchurch Woodturners at Kaiapoi, 16 to 18 September 2005

Tauranga Woodcrafter's Club Baycourt Festival, 6 to 9 October 2005

---

## Woodskills Symposium 2005

We have booked the Blue Skies Scout Training and Conference Centre for the weekend of September 16<sup>th</sup> – 18<sup>th</sup> 2005. This is in Kaiapoi just 20 kilometres north of Christchurch. We are aiming at an approximate cost of \$200 + GST and accommodation and meals.

Please start saving NOW and I shall keep you informed of progress etc. At this time we have confirmed the presence of Bonnie Klein and Guilio Marcolongo. The committee has invited the following New Zealand turners to participate: Sören Berger, Fred Irvine, Terry Scott and John MacKinven.

We have also approached craftsmen in Furniture Making, Scroll-sawing and Carving.

We have invited Jim Manley to co-judge the "Instant Gallery" with Anna Dawes of Sydney. A number of Trade Stands will be on site along with suppliers of wood.

**Bruce Irvine**

Convenor of the Committee.

## Bus to Woodskills

Dick Veitch is proposing a mini-bus booking to take Auckland woodturners to Woodskills, and visit other places en route. Detailed plans and costs will be formulated depending on how many people are interested. Contact Dick please.



## Christmas – and then some

The new Stubby came in a big box, wrapped in a tonne of Aussie burl.



## ORNAMENTAL TURNING GROUP

### Ornamental Turning Update

from Rex Haslip


Disappointing is really the only word I can think of to describe the lack of support for the ornamental turning group. After the 15 or so who voiced interest prior to us kicking this off, we had five at the first meeting and two at the second. Not very good since three of us started this.

For all you members and others reading this, who see ornamental as something that "you would never do", think a moment. Have you ever used the index stop on your lathe to lock a piece at even spaces while you drilled holes for a pieces of paua, or to mark a line with a pyrography pen? If the answer is yes, then you are guilty of doing it already. That very technique is one of the basics of Ornamental turning.

I also hear people say you need a heap of expensive equipment. This is another myth, and you can learn the basics and apply them using things you already have in your workshop, it just requires a little imagination, and some application. Anyone at participation last year would have seen what I achieved simply by thinking outside the square and using a router, "differently" to what would be considered normal.

The aim of the group is to get people together to look at ornamental turning techniques, to help them to make jigs and gadgets so they too can share the enjoyment of adding decoration to their turning using traditional techniques and modern tools, as well as using the lathe that a couple of members have bought. Not everyone has a Holzapfel or Evans lathe stuck under the bench, most wouldn't want one, but we all have a wood lathe (or access to one), and you will be surprised what gizmos you can build and what effects you can achieve with some MDF, a router or electric drill, and a little time.

Please join us at the next meeting, as usual, 1.00pm start, Saturday 20 February 2004



---

## Timber and Working with Wood Show

At the Auckland Showgrounds 8-10 April 2005.

There is a Woodworking Competition with categories for Woodturning, Furniture, and Carving, Sculpture & Decorative Woodwork. Use this <http://www.workingwithwood.com/auckland/index.htm> for entry forms or collect one at the clubrooms.

There is also a special 2005 Student Achievers Award for students under the age of 20 when the entry piece was made.

## Wanted/For Sale/Give Away

1 - 1½ hp motor for a bandsaw. 1425 rpm, 5/8" arbor, TEFC.  
2 hp motor for a 250 mm (10") tablesaw. 2850 rpm, 5/8" arbor, TEFC.

Contact Greg Jones at 09 277 9406

Vacuum Pump. Suit small lathe or other serious hobby uses. Sucks down to 27 inHg and draws 3m<sup>3</sup>/hr. POA to Dick Veitch at 298 5775.



**BRIWAX**<sup>TM</sup>  
The Professionals Choice  
The UK Brand Leader  
**BRIWAX**  
- not just a wax but a whole range of wood finishing products from solvent clearners, polish reviviers, stains, oil polishes and waxes  
We are the NZ distributors of the **BRIWAX** range, networkd throughout nz by our team of qualified professionals  
For further information ring  
0800 **BRIWAX** (274-929)

"I am going to make 36 identical bobbins", she said, and proceeded to cut 50 1.5cm square sticks to be sure she had enough. We now watch the Show and Tell table with great anticipation.

## Club Night Programme First Term 2005

We meet at our clubrooms in the Papatoetoe Stadium Community Centre, Tavern Lane, Papatoetoe, at 7:00 pm. For those who wish to make use of the machinery, do some shopping, or get a little extra advice, the doors open at 5:00 pm.

This term sees the continuation of a Table Prize for each term – so keep your good work and lessons learned flowing to the show-and-tell table each meeting night.

**Wed 2 Feb Project for the Term.** A Candlestick demonstrated by Bruce Hannah.

**Wed 9 Feb Irene Grafert** brings us colour and decorations from Denmark.

**Wed 16 Feb Rex Haslip** takes the ornamental machine for a spin.

**Wed 23 Feb Ian Fish** from chisel to cabinet. Everything from sanding to the final product.

**Wed 2 Mar Les Fortescue** from over the ditch shares a few of his skills.

**Wed 9 Mar Hands-on night** for the project for this term – a candlestick.

**Wed 16 Mar Dick Veitch** scalloping, veining, fluting, and reeding.

**Wed 23 Mar Brydon Thorpe** puts inlay into a platter or two.

**Wed 30 Mar Mike Lewis** shows us multi/offcentre turning.

**Wed 6 Apr Ernie Williams** brings us up to date on Organoil products.

**Wed 13 Apr Multi-demo night.** Rex turns a bud vase; Cathy a mushroom; Terry Meekan a bottle coaster; Mac a small bowl; Dave Harmes some pens; and maybe more.

This is also the show and tell night and awarding of the prize for the project of the term.

Term two for 2005 starts 4 May.



**VIVIAN INDIGENOUS TIMBER**  
SPECIALISING IN RIMU  
Suppliers of Indigenous & Exotic Timber, solid table tops and turning blocks  
Owners of one of the first areas of native bush registered with a Sustainable Forest Management Plan in New Zealand in 1995.  
  
Ross & Heather Vivian  
Box 7 Stratford,  
TARANAKI, NEW ZEALAND  
Ph/Fax (06) 765-5219  
Email: H+RVivian@xtra.co.nz

---

## Our Christmas Sale

South Auckland Woodturners Christmas Sale has now been and gone again. With 1818 wooden items for sale over three weeks, this was quite an event but, for a club with 149 members, it is surely the scale of operation that we should expect.

Some previously notable contributors were absent this year (my family has sent a ticket for me to.....Aus., Fiji, etc.) or did not produce as much (work, golf, other play is now more important) but there were still 30 turners to fill the shop shelves with just about every sort of woodturning, and some wood not turned.

As we are now well aware of the probable success of this sale we can afford to begin the event with a little largesse in the form of a wine and cheese and preview evening. To this we invite our club sponsors, friends and family, and all of last year's buyers who put their name in for our raffle.

The ring-around to invite these people is a buzz for club members and recipients alike. Without exception the recipients welcome the call and the opportunity to get first chance to buy new woodturning.

Shop setup is a two day affair. Tables and tidy-up one morning. Bring your wares the next. Trying to do both on the same day was a dismal failure with people spreading bowls on half-finished tables, or even the need to re-locate entire tables after they are too-quickly covered with work.

Once-upon-a-time people were charged a few cents per item to enter the sale. But the small item turners considered this to be unfair while the large item turners occupied space and quietly smiled. So, it was proposed that the fixed costs of the sale such as room rental, the paper we put on the tables, and other paper, be spread between turners in relation to the value of the items they enter. Before the treasurer could resign a database was proposed and this now does all the cataloguing and financial calculations.

Every item is now displayed with a printed sale card showing the name of the turner, a brief description of the work, the price and catalogue number.

The huge need is to get new customers to visit.

Community newspapers will put a bit in the "What's On" type columns if it is sent in early enough. Or they may send a reporter and photographer. We also have a little letterbox drop paper – just ¼ of an A4 page photocopied with sale dates and a location map. This year club members distributed about 4500 of these and if just 1 % gained us a paying customer it was worthwhile.

Sale days are never boring. If there are no customers then it is time to shuffle and "improve" the display. With three club members rostered on at all times there are also a few stories told.


The sale is also a great venue for club promotion. We have a handout for any expressing interest either for themselves or friends. For out-of-town visitors there is the NZ-wide address list as well. We also welcome those with the opening statement "I have a tree.....".

By Christmas eve more than half the goods are gone. Customers are rushing, woodturners are smiling.

The raffle box is opened and the lucky winner phoned. Then the raffle tickets are bundled and we know we have 450 calls to make for next sale.

Boxing Day is cleanup. Just a couple of hours to get the remnants into boxes, the tables folded away, and the cheques handed out. The woodturners continue to smile.



	<p><b>"Southgate" Retail Centre</b> 230 Great South Road, Takanini PO Box 72064, Papakura Telephone: 09 299 6342 (299 MEGA) Fax: 09 299 6341 Email: <a href="mailto:info@x6.co.nz">info@x6.co.nz</a></p>
---	--

---

# Neil Scobie

## FULL DAY DEMO

At South Auckland Woodturners Guild Clubrooms

Saturday 26 February 2005

Doors open at 0800. Demo starts 0900 prompt

Coffee and tea provided, bring your lunch.

\$25.00

The plan for his day at SAWG is:

### **Project 1.**

Turn a platter about 250mm diameter and show a number of different methods of decorating the rim including hand carving, power carving, stippling, texturing and colouring.

### **Project 2.**

Turn and carve a wave rim bowl with legs attached, similar to the picture shown. Bowl will be turned then the rim will be shaped with power and hand carving tools. Separate legs will be turned, carved and added.

### **Project 3**

Turn and decorate an off centre three sided bowl with legs attached. He will bring an off centre chuck.

### **Project 4 (If time permits)**

Turning a three sided off-set lidded box.



---

## Comfortable Turning

**Make Your Lathe Comfortable.** You don't have to take it to bed or share the sauna, but your lathe does like to be loved, cleaned, and secure.

Lubrication of the moving parts such as tailstock quill and banjo internals seems pretty obvious, but is often ignored.

As is cleaning and waxing the bed and the underside of the bits that slide along the bed. Clean with steel wool or a power-driven wire brush. Then apply wax (same wax as you put on wood) and rub it back with a rag.

Lathe security is often under-estimated. The smoother the passage of the wood past your chisel, the better your work will be. Oscillating wood may result from an out-of-balance motor, an aging belt, flexing stand, or a host of other causes. So check your lathe carefully.

Secure the feet to the floor. This may be some bolts or heavy ballast. Take care not to twist the lathe bed while you do this. If your workshop floor is wooden then the entire floor may be flexing – check it out.

Is your lathe stand flexing? This may not be very obvious but if it flexes with slightly out of balance wood then it will also flex when your chisel strikes a hard bit and thus start chatter in your work.

Is your motor balanced, secure, and pulling evenly? If your lathe belt is old and hard in patches the result is uneven drag on the pulley. If your motor is not pulling the belt taught then it will jump about when your chisel strikes a hard bit and thus start chatter in your work.

Smooth the edge of your toolrest.



Both these turners would benefit from changing the height of this lathe.

**Be Comfortable at Your Lathe.** Comfort for the human body is a well known enhancer of happiness and work productivity.

Your feet need to be comfortably shod and placed firm and flat on the floor. Heaps of shavings may be great ambience but if they upset your stance that will affect your woodturning. If the floor is causing weary feet – fix it. This may be just a commercial rubber mat, or a more extensive fix. It is more important for your feet to be comfortable when you finish your work that it is at the start.

Your clothing needs to keep irritating shavings away from irritable locations. And the clothing should be short-sleeved and not too loose around the body.

Protect your eyes and lungs. Some protective gear may not add to your short-term comfort, but your longer-term prospects will improve.

Change the height of your lathe to meet your comfortable turning height. This is usually when the shaft height is at your elbow height. If the lathe is too high you work with shoulders raised, if it is too low your back is bent.

Space around the lathe is important. You should have room to swing a chisel away from the work, and to step back and view your work. Racks of tools close to the lathe may be handy but I think a couple of steps away to swap tools or sharpen, is a good move to keep the body flexing and awake.



Shavings may be great ambience, but feet are better flat on the floor.



---

## WOODTURNER TRAINING PLAN 2005

South Auckland Woodturners Guild will hold six two day hands-on training sessions at its clubrooms in 2005. Eleven lathes are available. The skill levels of participants will vary and the courses through the year will vary to match this need. Prospective participants must read and carefully consider their own skill levels in relation to the courses outlined below.

This entire plan is now visible to all prospective participants so that they may see their prospective place correctly. This training will be open to all comers on a first-in-first-served basis. Applications should be made to The Secretary, Mike Clausen, 4/4 William Ave., Greenlane, Auckland, and will be accepted only when full payment is made. To help us ensure that you have chosen an appropriate training level, please include with your application a resume of your woodturning work and the name of at least one referee.

Maximum numbers in each course is 11 participants. Costs per person are: Beginner \$80; Intermediate \$95; Experienced \$110. If six applications with full payment are not received by two weeks before the course date then the course is cancelled and all monies refunded. There is no refund for applicants who cancel within two weeks of the course date unless a replacement participant can be found.

This programme is planned by Dick Veitch. There will be one SAWG committee member to act as an organiser and gopher for each tutor before and during each training course.

### Course Outlines

Further detailed instructions about each course will be provided with acceptance of each application to attend.

#### Beginner:

Introduced to the tools of the craft. Lectured on workshop safety. Instructed in tool sharpening, timber selection, and mounting wood on the lathe. Make a spindle turned item. Make a faceplate/chuck mounted item (bowl).

Tutors: Terry Meekan 28 – 29 May

George Flavell 27 – 28 August

All the tools that a beginner needs will be provided but participants are encouraged to bring and use their own tools. Wood will be provided for this course.

#### Intermediate:

Participants should already know how to sharpen tools, mount wood on the lathe, and turn it into something.

Tutors: Jim Manley 30 April – 1 May

Shane Hewitt 24 – 25 September

In this course tool sharpening and wood mounting skills will be refreshed. The tutors will advance participant skills to turning wood to pre-determined shapes chosen by the tutor or participant. The participant will then be considered to be in control of both the wood and the chisel.

Chisels are available at the clubrooms and wood is available for participants to purchase. We recommend that participants bring their own chisels and a supply of wood that will give them a variety of turning options. This wood must be good clean blanks suitable for easy chisel work.

#### Experienced:

Participants in this course should have reached a level where they are in control of the chisel and the wood, and are able to make items to a pre-conceived design.

Tutors: Rolly Munro 25 – 26 June

Graeme Priddle 26 – 27 November

In this course the tutors will discuss and enhance all aspects of participants' work and work practices. There will be emphasis on shape, form, finish, colour, texture, and other embellishments.

Participants must bring their own tools, a variety of wood, some incomplete turned items for finishing, and completed items for critique.



## PUKEKOHE TIMBER LTD.

STATION ROAD, PUKEKOHE. PRIVATE BAG, PAERATA.  
PHONE 0-9-238 3678. FAX 0-9-238 0655.

---

**Have you ever wondered:**

Why Doctors call what they do “practice”?

Why lemon juice is made with artificial flavour, while dishwashing liquid is made with real lemons?

Why the man who invests all your money is called a “Broker”?

Why there isn't mouse flavoured cat food?

If undelivered, please return to:  
The Editor, 48 Manse Road,  
Papakura, 1703.

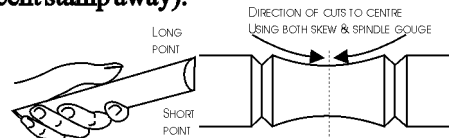
---

**A BEGINNERS GUIDE  
TO WOODTURNING**

Original artwork and text by George Flavell

Now in its fourth edition with 52 pages of clear line drawings and text specifically aimed at the learner turner. Safety, wood gathering, tools, spindle work, bowls, hollow forms, and more.

Just \$20.00 sent to the editor of this newsletter (more if you live further than a 90 cent stamp away).



---

**TIMBER**

WOODTURNING BLANKS, SLABS, & PLANKS

GOOD SELECTION TO CHOOSE FROM

RECUTTING AND MACHINING SERVICE

PHONE OR FAX 09 238 6197

JIM DOWNS

15 COULSTON RD., R.D. 2, PUKEKOHE EAST



Place  
Stamp  
Here