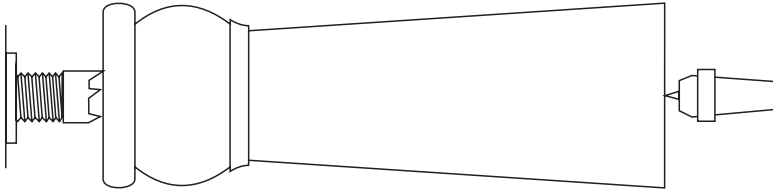


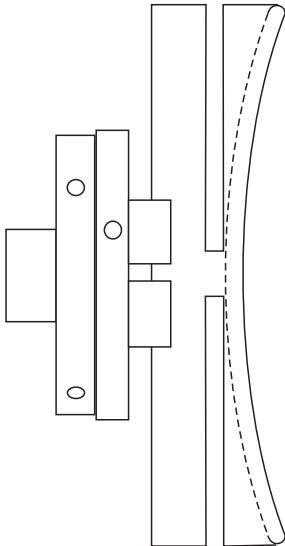
## CHRISTMAS TREE DECORATION - ANGEL

To make the body of the angel the scale shown here uses a 30mm diameter dowel, 90mm long, turned between centres. Larger or smaller dowel, or wood rounded between centres, may be used. Greater length will be needed if the wood is held in a chuck.

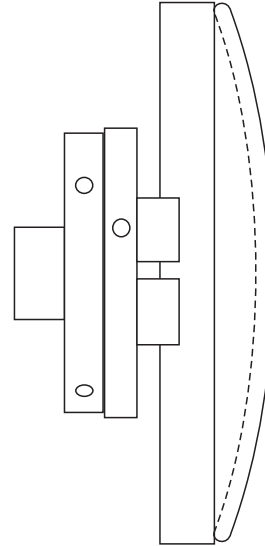


Cut the wood to the shape shown. Sand and paint as desired.

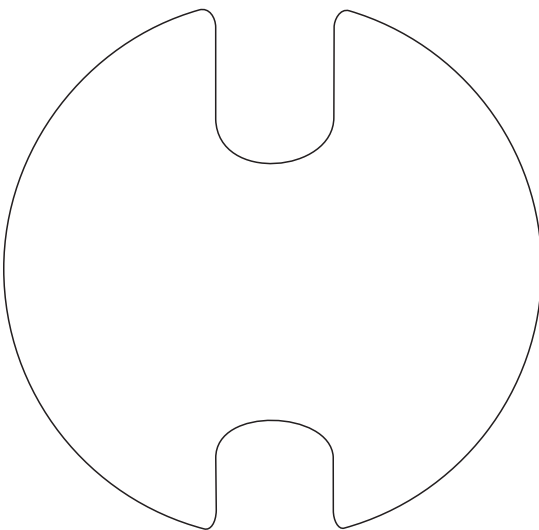
To make wings for the angel to the scale shown here mount a piece of 100 x 100 x 25 by a drilled dovetail on a chuck. Turn this down to a diameter of 80mm.



Turn a concave into the outer surface. Sand and finish this surface and around to the outer edges. Part this off the block.



Reverse and remount the parted off piece using hot melt glue. Cut the outer surface to a curve to match the inner side. Sand and finish this surface. Remove this from the block it is glued to.



Cut the wings to the shape shown. Attach them to the body. Poke or drill a small hole in the top of the body. Put the ends of a loop of string into this hole and glue them in. Paint and add stardust as desired.

