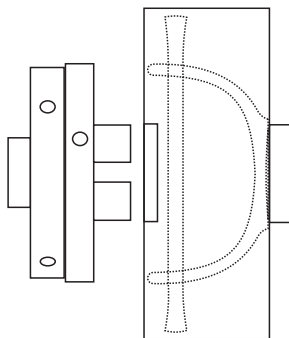


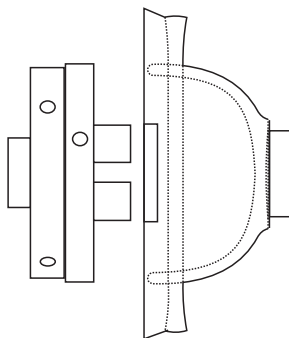
## Quaich

### A Bowl of Friendship

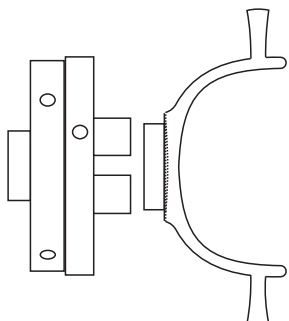
The Quaich, a two handled loving cup, is an ancient Scottish tradition that seals the bond of two people, and marks the blending of two families. It symbolizes the love and trust implied by the bond, as the new couple shares the first drink of their marriage together.



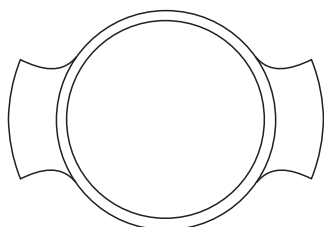
Start with a block of wood that is 150 mm square and 65 mm thick. Mount it on the lathe using a screw chuck or dovetail drilled into the top to take a 50 mm chuck. Make a spigot on the bottom for a 50 mm chuck.



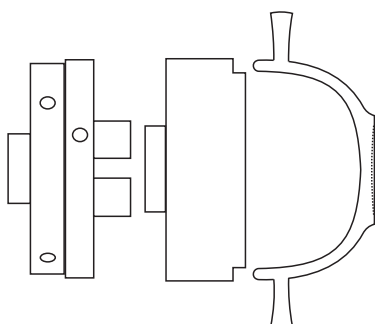
Cut the underside of the quaich to shape. Sand all this surface to a finished quality.



Turn the quaich over and mount it with the foot in a chuck. Turn and sand the handles of the quaich which are still a complete ring around the bowl at this stage. Note how the outer surface of the rim needs to align with the outer surface of the lower part of the bowl. Hollow out the bowl. Sand all areas to a finished quality.



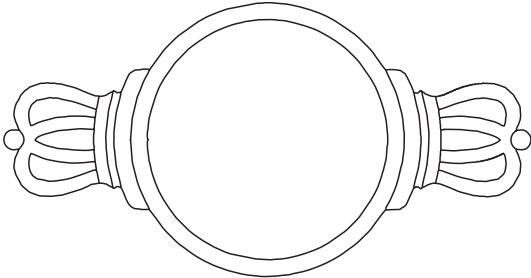
Keep the quaich secure in a chuck and carve away the outer rim to create two handles to the shape of your choice. The sides of the bowl should now be smooth from the rim to the foot. While the quaich is held securely you can decorate the handles or body of the work.



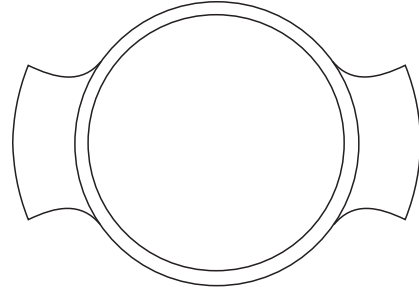
Remount the quaich on a vacuum chuck or jam chuck and clean the bottom.

## QUAICH P2

From the outset you should plan some individual additions and enhancements for your quaich. If you know the prospective recipients and the occasion for receipt of their quaich you can suit it to the occasion.



The handles may be carved, pierced, pyrographied or painted.



Or, if the wood is nice, just leave it alone.



This has a pewter rim. See the Pewter Rim and Foot project at <https://sawg.org.nz/projects/projects-n-r/> and you could include a pewter foot.



This has an epoxy rim. See Bowl - Resin Rim on <https://sawg.org.nz/projects/projects-a-d/> This contains icons of the couple celebrating their 50 years of marriage.



The carved handles have paua inserts and some pyrography.



This handle carries the crest of the Royal College of Music, the other handle the cap badge of the Welsh Guards.