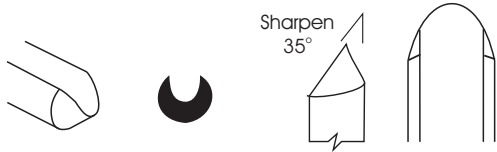




TOOL SHARPENING

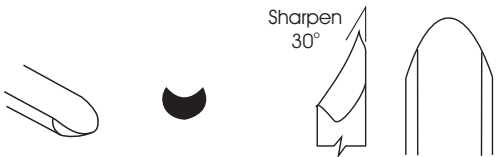
35° Bowl Gouges.

Set the leg of the tool holder parallel to the chisel shaft.
Set the slide distance using the 35° spacer.
Rotate the chisel on the stone.



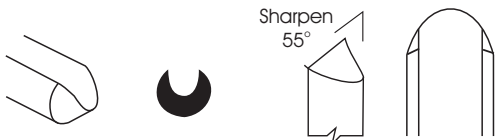
30° Spindle Gouges.

Set the leg of the tool holder parallel to the chisel shaft.
Set the slide distance using the 30° spacer.
Rotate the chisel on the stone.



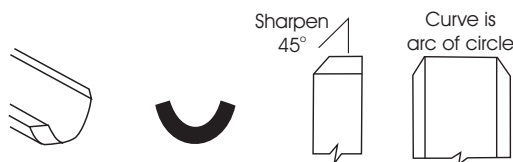
55° Bowl Gouges.

Set the leg of the tool holder parallel to the chisel shaft.
Set the slide distance using the 55° spacer.
Rotate the chisel on the stone.




45° Spindle Roughing Gouge.

Set the leg of the tool holder parallel to the chisel shaft.
Set the slide distance using the 45° spacer.
Rotate the chisel on the stone.



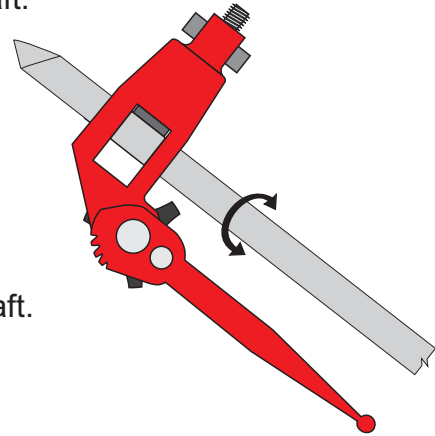
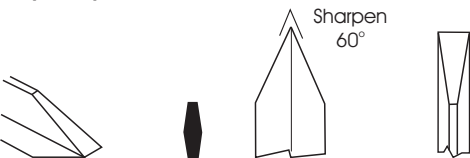
Skew Chisel

Set the leg of the tool holder 35° to the chisel shaft.
Set the slide distance using the 30° spacer.
Flip flop the chisel on the stone.

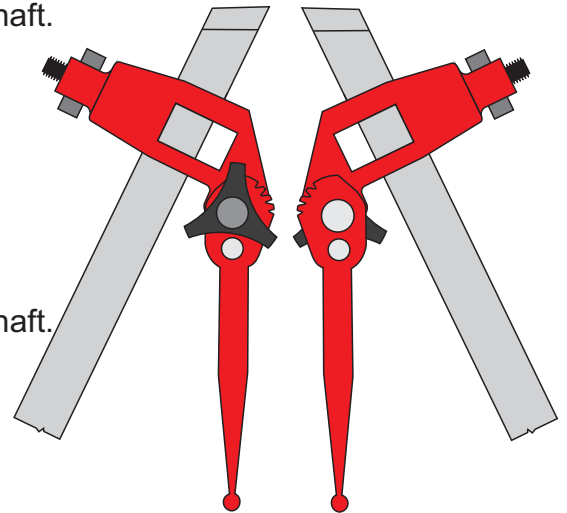


Parting Tool

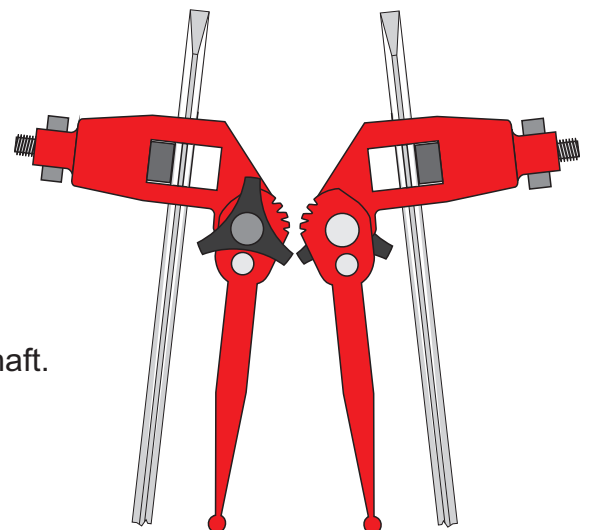
Set the leg of the tool holder parallel to the chisel shaft.
Set the slide distance using the 35° spacer.
Flip flop the chisel on the stone.



ALL GOUGES



SKEW



PARTING TOOL