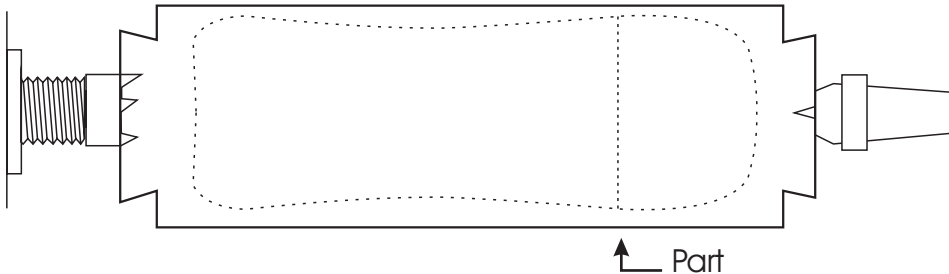
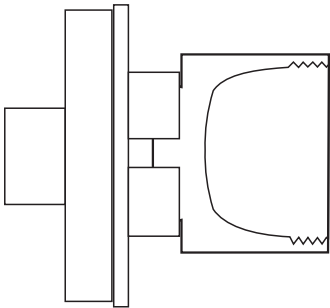


## A SALT OR PEPPER

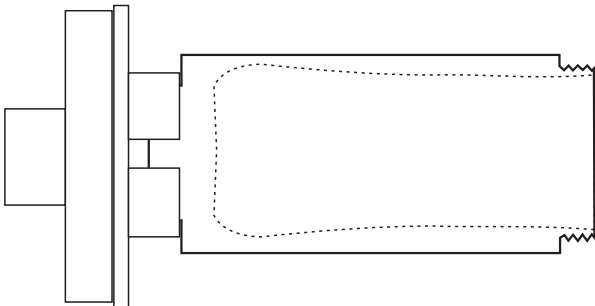
As salt and pepper shakers can vary hugely in size, no dimensions are given here for the starting block.



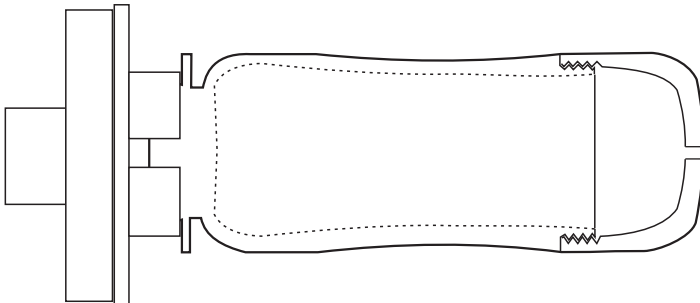
Round off and cut a spigot on both ends. Part off where the top/bottom separation is to be. Allow for a generous overlap when the two parts are brought back together.



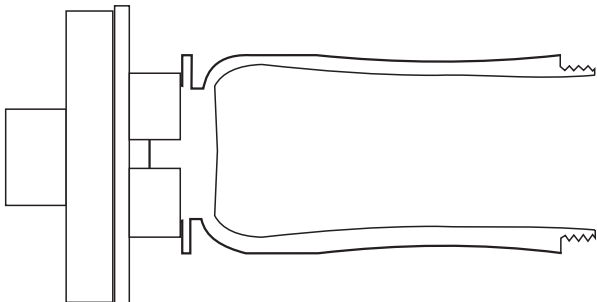
Remount the top end in a chuck.  
Hollow it.  
Drill the salt/pepper holes.  
Cut the inside thread.  
Finish the inside.  
Mark the depth of the hollow on the outside.



Mount the bottom end.  
Cut the external thread to fit the top part.



Put the top back on.  
Cut the outside to shape and finish.



Hollow the inside.  
Part off and clean the bottom.