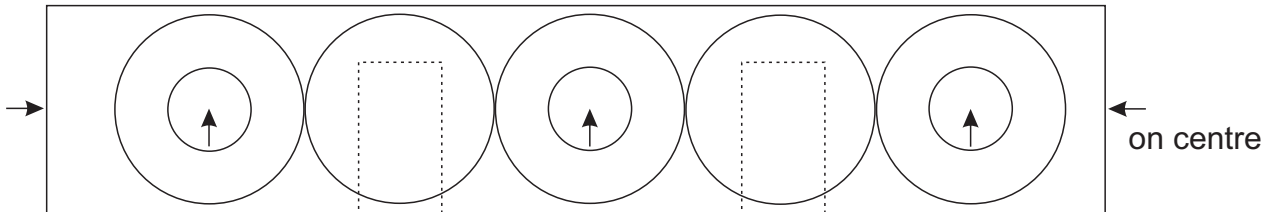


TOWEL RAIL

This is a towel rail intended for a guest bedroom or similar. The dimensions may be changed to take larger towels. The 22mm diameter rails for this pattern are 5 at 600mm for the horizontal bars and 4 at 800mm for the vertical supports.

Cut the four blocks, mark and drill them as shown below before beginning any lathe work.

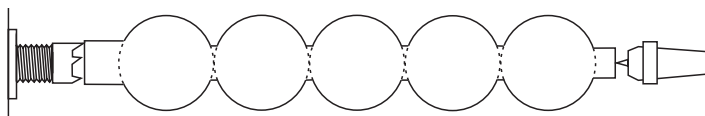
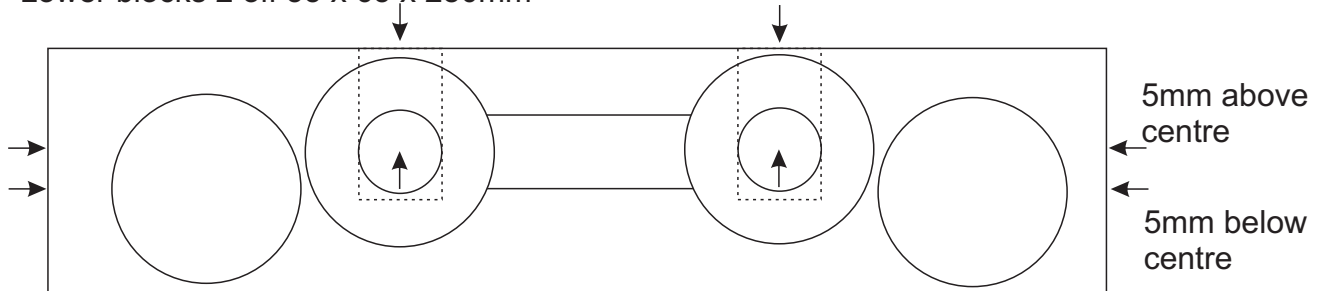
Top end blocks 2 off 55 x 55 x 280mm



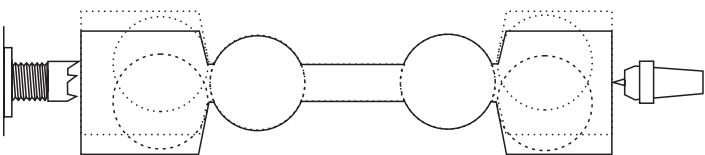
All centres measured from right hand end of wood. 22mm dowel holes 40mm deep in block

235 185 135 85 35mm

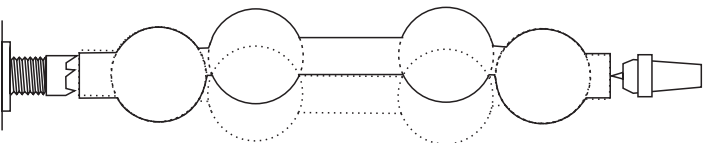
Lower blocks 2 off 55 x 65 x 280mm



Turn the two top end blocks between centres. Sand and finish then part off and hand finish the ends.



Turn the two lower blocks using the upper centres first to create the inner two spheres and joining bar. Sand and finish these surfaces.



Remount the lower blocks by the second centre point. Turn, sand and finish the outer spheres. Part off and hand finish the ends.

